




EQUIPMENT	Hand shower with automatic stop Foot wash faucet
MATÉRIAL	Iroko, chromed brass Hand shower in anodized aluminium Stainless steel screws A4 marine grade
DIMENSIONS	Structure : width 17 x aside 11 x height 100 cm Shower hose: 150 cm Height between base and foot wash: 50 cm Base in stainless steel with 3 holes (Ø 6 mm) : 11,5 cm x 7,5 cm
WEIGHT	8 kg
PACKING	1 box : 110 x 33 x 25 cm Weight : 10 kg
OPTIONAL	Warm water regulator Winter cover California Duckboard 75 x 80 cm

OPTIONAL WARM WATER REGULATOR



Borne California with duckboard


INSTALLATION GUIDE

Borne CALIFORNIA is delivered with the possibility of making the connection either to the rear base or from below.


Borne CALIFORNIA is delivered with 3 stainless steel studs (Ø 6 mm, length 75 mm).



Connection at the rear base.



Connection from below



3 studs in stainless steel