

# QUARTZ80 GRAPHITE 2M07 HIGH

The shower QUARTZ80 is manufactured in galvanized steel (hot-galvanized) and coated in a dark slate grey finish. This double industrial treatment gives the unit exceptional longevity, unique shock resistance and remarkable protection from corrosion. All specific colors in the RAL color chart are available upon request. The minimalist lines characterize this shower of 2m07 high means it will fit nicely anywhere, without taking up a lot of space. The showerhead diam. 68 mm is directional and its flow is very comfortable and wrapping. Water connection can be done at the back base with a garden hose or underneath with plumbing fittings.



**Standard version :**  
Graphite grey coated  
Directional showerhead Ø 68 mm  
¼ turn faucet  
Base 15 x 15 cm








**Optional:**

- Temporized push button
- Hot and cold equipment with 2 ¼ turn faucets
- Handshower equipment
- Foottap equipment
- All specific colors in the RAL color chart

Water inflow at the back base or underneath  
(to be precised at the PO)

- Square structure 80 x 80 mm
- Showerhead diam. 68 mm
- ¼ turn faucet
- 2m07 high
- Weight : 16 kg



- 1// Showerhead 68 mm diam.
- 2// ¼ turn faucet
- 3// Equipment with 2 faucets for hot and cold
- 4// Equipment with a thermostatic faucet
- 5// Water inflow at the back base
- 6// Water inflow underneath

